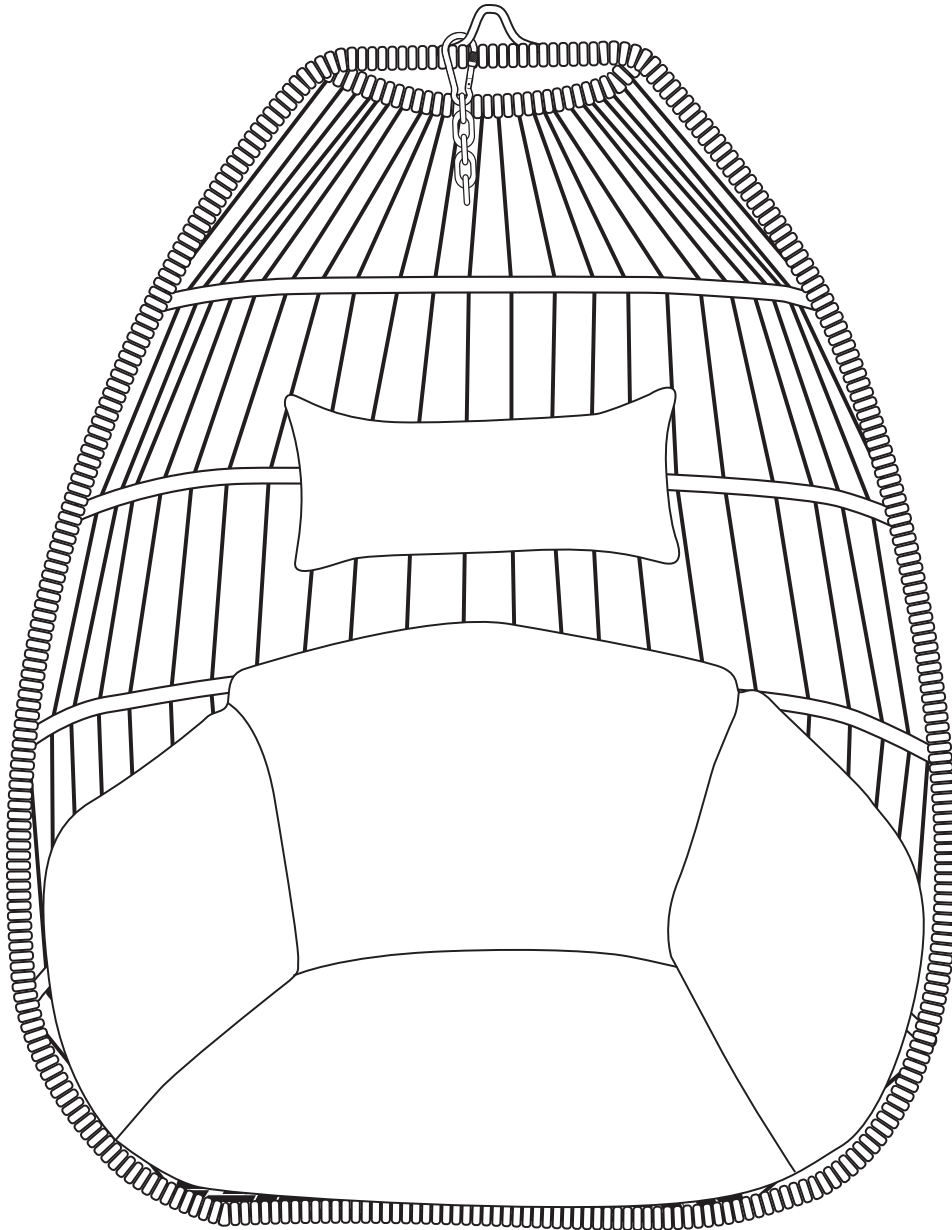

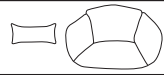

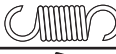



OLIVER HANGING EGG CHAIR

Read all assembly and care instructions carefully before using this product. Save these instructions for future reference.



Inspect packaging to ensure all parts are accounted for before disposing of packing materials.

No.	PARTS		QTY.
1		Egg Chair with Carabiner and Chain	1
2		Cushions	1
R		Pin	1
S		Extension Spring	1
T		Safety Strap	1

⚠ CAUTION ⚠

This egg chair is not designed for use as a swing. Bouncing, swinging, or any other significant movements while in the chair may cause serious injury.

Make sure all hardware is securely tightened before each use.

The safety strap must be used with or without the Sunnydaze Egg Chair Stand (egg chair stand sold separately).

Weight Limit: 265 lbs.

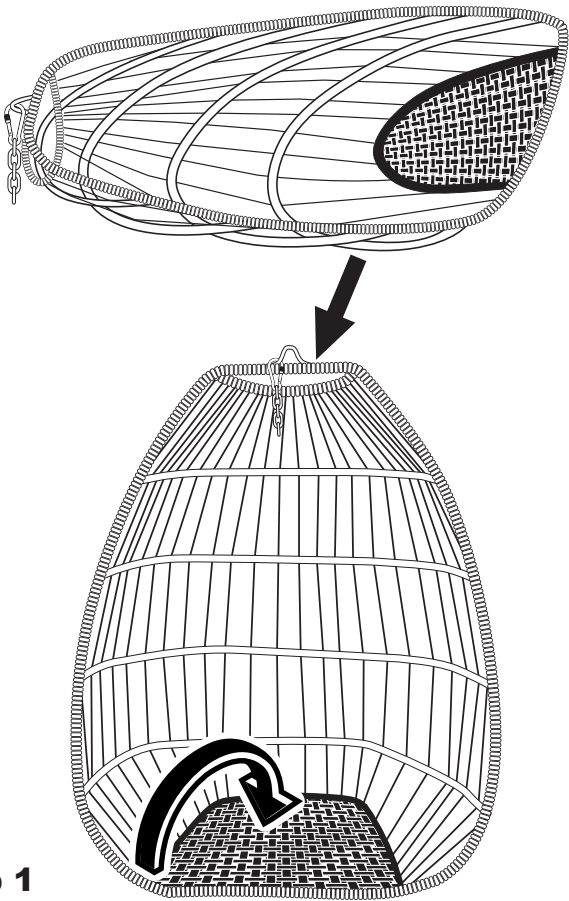
⚠ WARNING!

CHOKING HAZARD — This item contains small parts that can be swallowed. Keep children away during assembly.

⚠ WARNING!

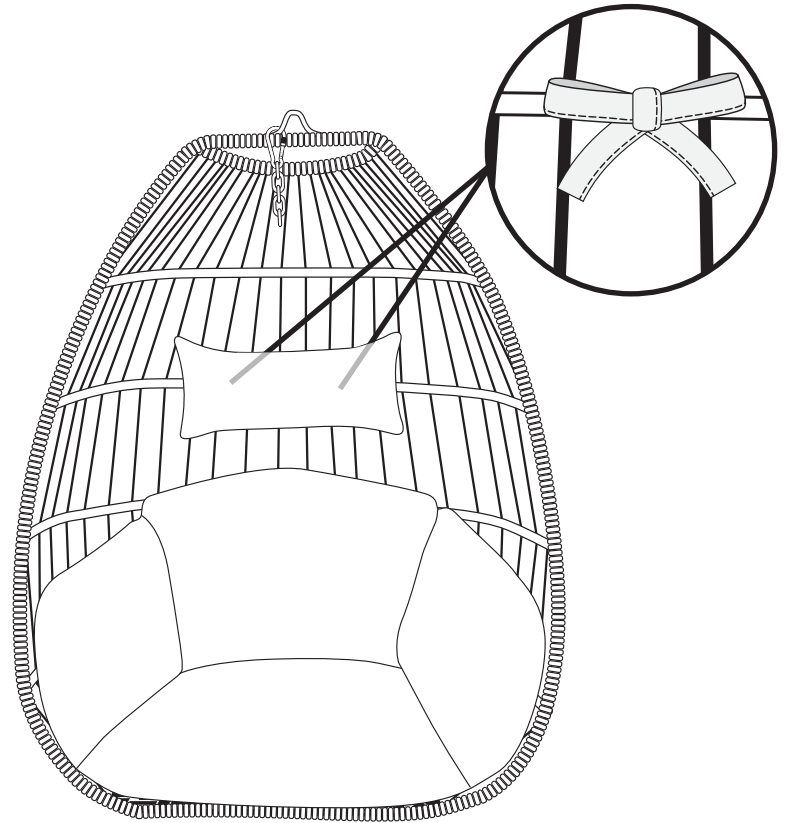
Manufacturer and seller expressly disclaim any and all liability from personal injury, property damage or loss, whether direct or indirect, or incidental, resulting from the incorrect attachment, improper use, inadequate maintenance, or neglect of this product.

ASSEMBLY



Step 1

Unfold the chair so the seat is flat.



Step 2

Place the seat cushion into the chair and tie the headrest cushion to the chair frame. Do not tie the cushion to the ropes.

USE & CARE

- **HANGING:** Hardware to hang this chair on a Sunnydaze Egg Chair Stand is included. If this chair is used without the Sunnydaze Egg Chair Stand, consult a professional for installation and anchoring hardware requirements.
- **SAFE USE:** Do not swing, bounce, jump, twist, or other make other excessive movements while using this chair; doing so may cause serious injury. Do not use this chair without the safety strap; this strap helps keep the chair safely in place while getting in and out of the chair.
- **CHILDREN:** Supervise children at all times. Do not allow children to play on or sleep in hanging chairs.
- **INSPECTION:** Check the seat, ropes, and frame for damage before each use.
- **CLEANING:** Wipe with a damp cloth. For tougher stains, use mild detergent and a soft cloth to gently scrub. Rinse and dry thoroughly to prevent mold and mildew growth.
- **STORAGE:** Store indoors during winter and inclement weather. Cool, dry locations are best to help prevent damage. Exposure to moisture may cause mold and mildew growth. Prolonged exposure to sunlight will cause the chair and cushions to fade.

⚠ SAFETY STATEMENTS & WARNINGS ⚠

- Do not exceed the weight limit: 265 pounds
- Sunnydaze Egg Chair is not a swing. Do not swing, bounce, jump, twist, or spin in the chair.
- This product is intended to be used by one person at a time.
- For safety, the chair must be used with the safety strap provided.
- Do not loop the safety strap around the ropes or rattan material of the chair.
- Inspect the chair for damage and ensure all materials are intact before each use.
- Do not allow children to use this product without adult supervision.

Any modification to the product or failure to follow recommended care will void the product warranty.